



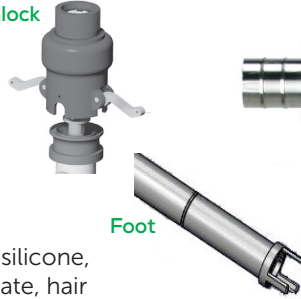
DRUM/BARREL PUMPS HVDP SERIES

Sealed, High Viscosity/High Head

Progressive cavity, positive displacement, mechanically sealed pump for high viscosity liquids up to 20,000 cP (HR model) or 100,000 cP (LR model).

- Heavy duty 316SS tube construction
- Buna-N, FKM, and PTFE stator options
- FDA-compliant option
- Bellows Type 21 mechanical seal
- Unique camlock feature for quick disassembly
- Optional foot design for drums with liners

Camlock



Foot

HVDP-LR

HVDP-HR



Applications:

Oils, resins, solvents*, waxes, adhesives, silicone, lotions, polymers, honey, juice concentrate, hair & bath gel, corn syrup, etc.

CONSTRUCTION SPECIFICATIONS

Pump Model	Construction Materials		Tube Dia. in (cm)	Discharge Size & Type	Hose Size in (cm)	Max. Temp.*		Min. Temp.		Tube Lengths in (cm)
	Outer Tube	Internals				°F	°C	°F	°C	
HVDP-HR	316 Stainless Steel	316SS, Buna-N, PTFE or FKM	2 (5.1)	1-1/2", 2" Hose Barb ¹	1-1/2 (3.8), 2 (5.1)	180	82	-20	-29	27 (69)
HVDP-LR	316 Stainless Steel	316SS, Buna-N, PTFE or FKM	2 (5.1)			180	82	-20	-29	40 (102) 48 (122)

¹1-1/2" tri-clamp discharge fitting available for FDA-compliant pumps

PERFORMANCE DATA

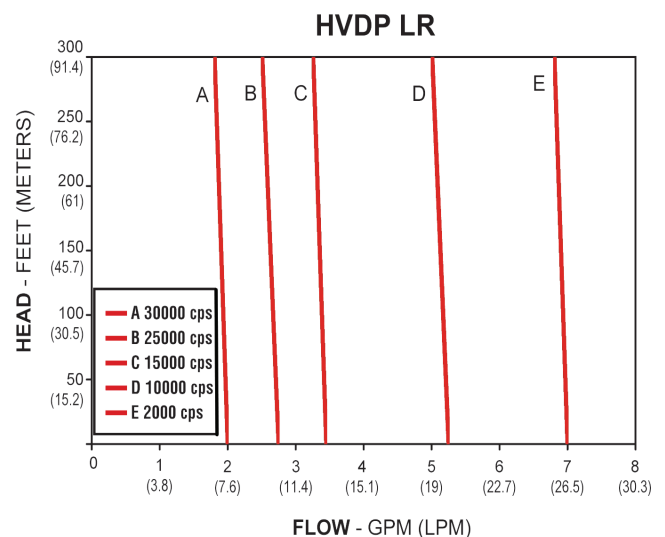
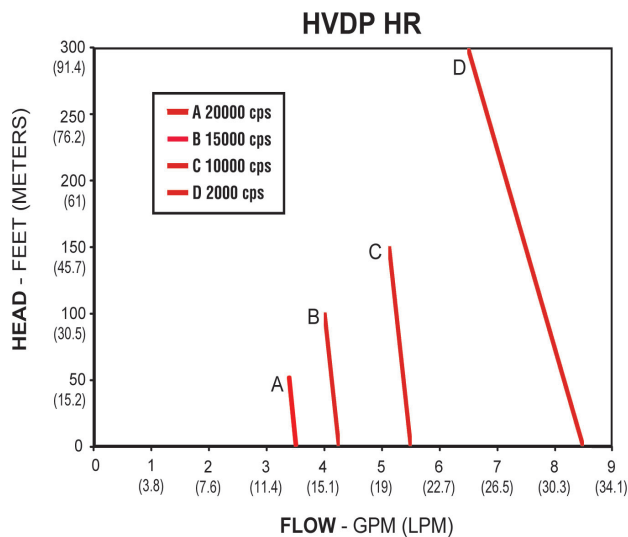
Pump Model	Maximum Flow**		Maximum Head**		Maximum Working Pressure	Maximum Specific Gravity	Maximum Viscosity - Centipoise (cP)	
	Electric gpm (lpm)	Air gpm (lpm)	Electric ft (m)	Air ft (m)			Electric	Air
HVDP-LR	7 (27)	7 (27)	300 (91)	300 (91)	120 psi (8 bar)	1.8	100,000	100,000

Use the handy online Pump Selector at www.finishthompson.com for help choosing a pump.



*When pumping flammables or combustibles, use explosion proof electric or air drive motors on stainless steel tubes with static protection kit.

**Testing performed with 2,000 cP liquid at 68°F (20°C). Actual performance can vary by +/- 10%. Actual performance will decrease with increased fluid viscosity and specific gravity.



DRUM/BARREL PUMPS

MOTOR DATA



HR
TEFC (M73, M74, M75, M76), EX PROOF (M77, M78)



LR
TEFC (M60-M64), EXP PROOF (M67, M69)



Air
(M65, M66)

Model	Description	Certification	Requirements	Input	Output	RPM	Maximum Viscosity cP
-------	-------------	---------------	--------------	-------	--------	-----	----------------------

TEFC (Totally Enclosed Fan Cooled)

M73	Continuous duty, IP55. 12 ft. (3.5 m) cord with plug, downdraft cooling & quick connection to pump without tools. M73/M74 are single speed with manual circuit breaker. M75/M76 are variable speed, solid state overload protection, zero voltage release. For use with HR model.	QPS	115V/1ph/60 Hz	1000 W	680 W	12,000	10,000
M74		CE	230V/1ph/50-60 Hz	1000 W	680 W	12,000	10,000
M75		QPS	115V/1ph/60 Hz	1000 W	680 W	0-12,000	20,000
M76		CE	230V/1ph/50-60 Hz	1000 W	680 W	0-12,000	20,000
M60	Continuous duty, IP54 12 ft. (3.5 m) cord with no plug. For use with LR model.	Independent Testing Laboratory Approval	115V/1ph/60 Hz	Varies by manufacturer	0.75 kW	3,450	15,000
M61			115V/1ph/60 Hz		1.1 kW	3,450	30,000
M62			115V/1ph/60 Hz		1.5 kW	3,450	100,000
M63			230V/3ph/50-60 Hz		0.75 kW	2,850/3,450	15,000
M64			230V/3ph/50-60 Hz		1.5 kW	2,850/3,450	100,000

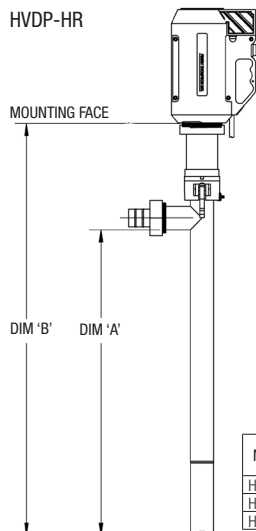
Explosion Proof Motors

M67	Suitable for use in hazardous areas, ideal for flammable liquids. Continuous duty. For use with LR model.	Independent Testing Laboratory Approval	115V/1ph/60 Hz	Varies by manufacturer	0.75 kW	3,450	15,000
M69			230V/3ph/50-60 Hz		1.5 kW	3,450	100,000
M72			230V/3ph/50-60 Hz		1.5 kW	2,850/3,450	100,000
M77	Continuous duty, IP55. 12 ft. (3.5 m) cord without plug, downdraft cooling & quick connection to pump without tools. Variable speed, solid state overload protection, zero voltage release. For use with HR model.	QPS Class I, Div. 1, Gr D, T4	115V/1ph/60 Hz	1000 W	680 W	0-12,000	20,000
M78		CE/ATEX/IECEx Ex II 2G Ex db ib IIB T5 G6	230V/1ph/50-60 Hz	1000 W	680 W	0-12,000	20,000

Air Motors*

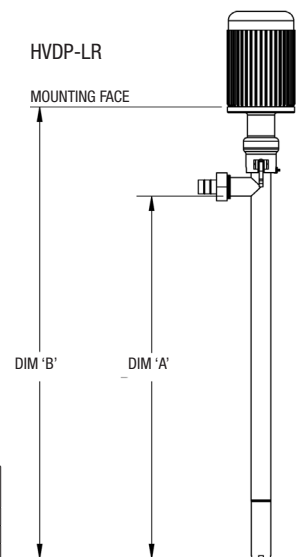
M65	Lightweight. Variable speed. Operates from customer supplied compressed air source. Muffler and control valve supplied. For use with LR model.	CE	100 psi @ 25 cfm	-	0.55 kW	300-3,000	15,000
M66		CE	100 psi @ 70 cfm	-	1.1 kW	300-3,000	100,000

*An air motor is a non-electrical device meaning possibility of explosion from igniting flammables/combustibles is reduced. Air motor performance will depend upon user's system setup.
Note: Motor adapters are also available to permit installation of customer supplied NEMA or IEC motors.



MODEL	DIM 'A' (IN.)	DIM 'A' (MM)	DIM 'B' (IN.)	DIM 'B' (MM)
HVDP-27	26	660.4	35-1/16	889.8
HVDP-40	39	990.6	48-1/16	1220
HVDP-48	47	1193.7	56-1/16	1423.2

DIMENSIONS



MODEL	DIM 'A' (IN.)	DIM 'A' (MM)	DIM 'B' (IN.)	DIM 'B' (MM)
HVDP-27	26	660.4	35-10/16	904.2
HVDP-40	39	990.6	48-10/16	1234.4
HVDP-48	47	1193.7	56-10/16	1437.6



finishthompson.com

FINISH THOMPSON INC. - HEADQUARTERS

921 Greengarden Road | Erie, PA 16501
800.934.9384 | ph 814.455.4478 | fx 814.455.8518
email fti@finishthompson.com

FINISH THOMPSON INC. - EUROPE CENTER

Otto-Hahn-Strasse 16 | Maintal, D-63477 Germany
49 (0)6181-90878-0 | fx 49 (0)6181-90878-18
email fti@finishthompson.com